



ESDS (Exuberant Support for Data Services) is an Indian cloud and data center services provider that offers managed services for data centers, cloud hosting, and IT solutions. Founded in 2005, the company provides services like eNlight Cloud, which features a patented auto-scaling technology, and also caters to government sectors with a MeitY-approved cloud infrastructure. ESDS operates data centers in multiple countries and focuses on enabling digital transformation for businesses and government initiatives.

**Company and services:**

ESDS provides a range of managed data center and cloud solutions, including hosting, disaster recovery, and application support for technologies like Linux, Windows, SAP HANA, and various databases.

**Cloud offerings:**

The company has developed eNlight Cloud, a patented technology that uses auto vertical scaling to adjust cloud resources in real-time. They also offer the Enterprise Community Cloud (ECC) for integrated solutions and a Government Community Cloud for government sector needs.

*(INR Cr.)*

Key Financial Metrics	Mar-22	Mar-23	Mar-24	Mar-25	Company Fundamental Details
Revenue	195	207	287	361	ESDS ₹ 450.00
Revenue Growth (Y-O-Y)	-	6.2%	38.6%	25.8%	Unlisted Price (As on 22 Nov 2025) Per Equity Share
Gross Profit Margins (%)	100.0%	100.0%	100.0%	100.0%	Lot Size 100 Shares
EBITDA Margins (%)	29.7%	22.7%	35.5%	42.9%	52 Week High ₹ 485.00
EBIT Margins (%)	7.7%	-1.0%	17.3%	25.8%	52 Week Low ₹ 350.00
Net Profit Margins (%)	-1.3%	-11.1%	4.7%	15.5%	Depository NSDL, CDSL
Earning Per Share	-0.27	-2.48	1.46	5.60	ISIN Number INE0DRIO1029
EPS Growth (Y-O-Y)	-	-818.5%	158.9%	283.6%	CIN U72200MH2005PLC155433
Market Capitalization (INR Cr.)					₹ 4,419.00
P/E Ratio					78.9x
P/B Ratio					10.6x
Debt to Equity					0.15
Return on Equity (%)					13.40%
Book Value					41.72
Face Value					1
Total Shares					100427753

Balance Sheet Details	Mar-22	Mar-23	Mar-24	Mar-25
<b>Assets</b>				
Fixed Assets	204	197	317	286
CWIP	0	0	0	0
Investments	0	0	0	0
Trade Receivables	64	57	118	143
Inventory	0	0	0	0
Other Assets	254	245	107	227
<b>Total Assets</b>	<b>522</b>	<b>499</b>	<b>542</b>	<b>656</b>
<b>Equity &amp; Liabilities</b>				
Share Capital	9	9	9	10
Reserves	206	201	245	408
Borrowings	133	165	105	63
Trade Payables	24	28	22	29
Other Liabilities	150	96	161	147
<b>Total Liabilities</b>	<b>522</b>	<b>499</b>	<b>542</b>	<b>656</b>

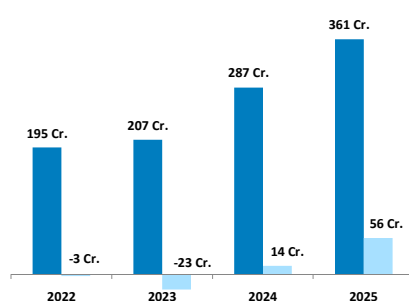
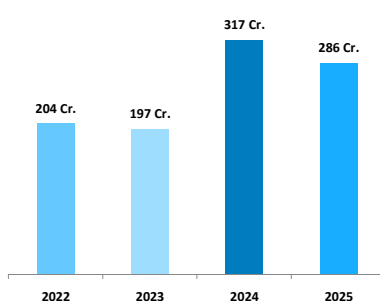
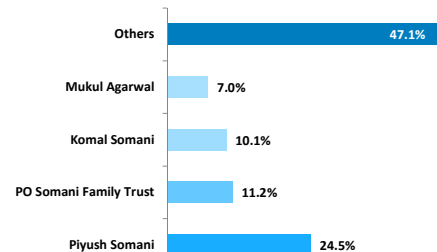
Calculation of Enterprise Value	(INR Cr.)
Market Capitalization	₹ 4,419.00
Add: Debt	63
Less: Cash & Cash Equivalents	60.7
<b>Enterprise Value</b>	<b>₹ 4,420.92</b>

**Promoters & Management**

Name	Designation	Experience
Piyush Somani	CMD & CEO	20 Years
Komal Somani	Director & CMO	11 Years
Nadukuru Sita Ramaiah	CFO	17 Years

**Peers Companies**

Name	Market Capitalization	P/E
Happiest Mind	7688	37.9x
Persistent Sysytems	96243	57.8x
Tech Mahindra	140992	31.4x

**Net Profit & Revenue Comparison**

**Fixed Assets Growth**

**Shareholding Pattern**


Disclaimer: Above information, including financials and ratios, is compiled from available sources and may be subject to errors or updates. Investors are advised to verify independently before making any decision to invest/disinvest or buy/sell any security. We do not take responsibility for any action taken by the reader of this report.