

Mahindra
LIQUID
FUND

(An Open ended Liquid Scheme)

Scheme Details

Investment Objective: The Scheme seeks to deliver reasonable market related returns with lower risk and higher liquidity through a portfolio of money market and debt instruments. However, there is no assurance that the investment objective of the Scheme will be realized and the Scheme does not assure or guarantee any returns.

Date of Allotment: July 04, 2016

Fund Manager and Experience:

Fund Manager: Mr. Rahul Pal

Total Experience: 15 years

Experience in managing this fund: 4 months (managing since July 04, 2016)

Benchmark: CRISIL Liquid Fund Index

Option: Dividend (Daily and Weekly - Reinvestment) and Growth

Application Amount: Rs. 1,000/- and in multiples of Re. 1/- thereafter.

Additional Purchase Amount: Rs. 1,000/- and in multiples of Re. 1/- thereafter.

Repurchase / Redemption Amount: Rs. 1,000/- or 1 unit or account balance, whichever is lower

Average AUM for the month ending October 31, 2016 (Rs. in Cr.): 1,290.69

AUM as on October 31, 2016 (Rs. in Cr.): 1,262.17

Average Maturity: 28 days

Modified Duration: 0.069

Yield to Maturity¹: 7.09%

NAV as on October 31, 2016:

NAV / Unit:	Regular Plan (in Rs.)	Direct Plan (in Rs.)
Growth	1,023.0965	1,023.5518
Daily Dividend	1,000.1594	1,000.1594
Weekly Dividend	1,010.1344	1,003.7256

Load Structure: Entry Load: N.A., **Exit Load:** Nil

Expense Ratio²:

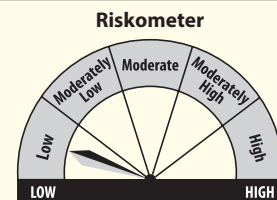
Regular Plan: 0.3125%

Direct Plan: 0.1706%

This product is suitable for investors who are seeking*

- Regular income over short term
- Investment in money market and debt instruments

* Investors should consult their financial advisers if in doubt about whether the product is suitable for them.

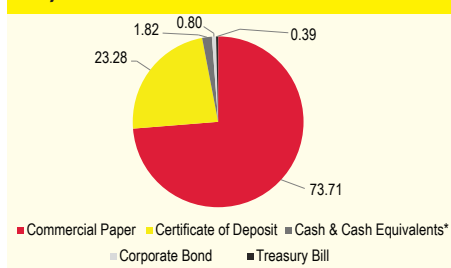


Investors understand that their principal will be at low risk

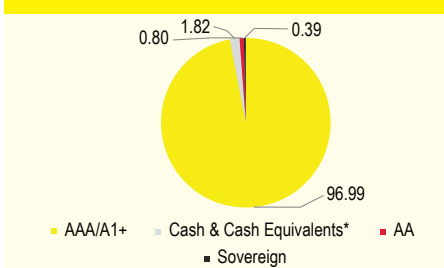
Portfolio (● Top Ten Holdings) as on October 31, 2016

Issuer	% to Net Assets	Rating	Issuer	% to Net Assets	Rating
CERTIFICATE OF DEPOSIT	23.28		Kotak Mahindra Prime Ltd	2.37	CRISIL A1+
● The South Indian Bank Limited	3.95	CARE A1+	Religare Finvest Ltd	2.36	FITCH A1+
● IndusInd Bank Limited	3.95	CRISIL A1+	Aditya Birla Money Limited	1.98	CRISIL A1+
● Allahabad Bank	3.94	ICRA A1+	Sterling and Wilson Pvt Ltd	1.98	FITCH A1+
State Bank of Patiala	3.55	ICRA A1+	India Infoline Housing Finance Ltd	1.98	ICRA A1+
Axis Bank Limited	1.98	ICRA A1+	Aadhar Housing Finance Ltd	1.97	CRISIL A1+
Oriental Bank of Commerce	1.97	CRISIL A1+	National Fertilizers Limited	1.97	ICRA A1+
Punjab & Sind Bank	1.97	ICRA A1+	Edelweiss Agri Value Chain Limited	1.97	CRISIL A1+
RBL Bank Limited	1.97	ICRA A1+	Dalmia Bharat Limited	1.97	CARE A1+
COMMERCIAL PAPER	73.71		Muthoot Finance Limited	1.96	CRISIL A1+
● Small Industries Dev Bank of India	7.90	CARE A1+	Magma Housing Finance	1.96	CRISIL A1+
● National Bank For Agriculture and Rural Development	6.32	CRISIL A1+	Infina Finance Private Limited	1.58	CRISIL A1+
● Edelweiss Commodities Services Ltd	5.91	CRISIL A1+	CORPORATE BOND	0.80	
● Rural Electrification Corporation Limited	5.90	CARE A1+	Capital First Limited	0.80	CARE AA+
● Vedanta Limited	3.96	CRISIL A1+	TREASURY BILL	0.39	
● IL&FS Securities Services Ltd	3.95	ICRA A1+	182 Days Tbill (MD 29/12/2016)	0.39	SOV
● IIFL Wealth Finance Limited	3.94	ICRA A1+	CASH & CASH EQUIVALENTS	1.82	
Cox & Kings Limited	3.94	CARE A1+	CBLO / Repo	1.70	
Aditya Birla Housing Finance Ltd.	3.92	ICRA A1+	Net Receivables/(Payables)	0.12	
Adani Enterprises Limited	3.92	BWR A1+	Grand Total	100.00	

Asset Allocation (%) as on October 31, 2016



Rating Profile (%) as on October 31, 2016



*Cash & Cash Equivalents includes Fixed Deposits, Cash & Current Assets and CBLO

¹Yield to maturity should not be construed as minimum return offered by the Scheme.

² Includes service tax on management fee accrued

Mahindra
MUTUAL FUND

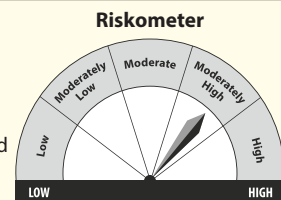
Kar Bachat Yojana

(An Open ended Equity Linked Savings Scheme with a 3 year lock-in period)

This product is suitable for investors who are seeking*

- Long term capital appreciation
- Investment predominantly in equity and equity related securities

* Investors should consult their financial advisers if in doubt about whether the product is suitable for them.



Investors understand that their principal will be at moderately high risk

Scheme Details

Investment Objective: The investment objective of the Scheme is to generate long-term capital appreciation through a diversified portfolio of equity and equity related securities. The Scheme does not guarantee or assure any returns.

Date of Allotment: October 18, 2016

Fund Manager and Experience:

Fund Manager: Mr. Ratish Varier

Total Experience: 10 years

Experience in managing this fund: Managing since October 18, 2016

Benchmark: Nifty 200

Option: Dividend (Dividend Option will have only Dividend Payout facility) and Growth

Application Amount: Rs. 500 and in multiples of Rs. 500 thereafter

Additional Purchase Amount: Rs. 500 and in multiples of Rs. 500 thereafter

Average AUM for the month ending October 31, 2016 (Rs. in Cr.): 55.08

AUM as on October 31, 2016 (Rs. in Cr.): 123.73

NAV as on October 28, 2016:

NAV / Unit:	Regular Plan (in Rs.)	Direct Plan (in Rs.)
Growth	10.0245	10.0321
Dividend	10.0244	10.0316

Load Structure: Entry Load: N.A., Exit Load: Nil

Expense Ratio¹:

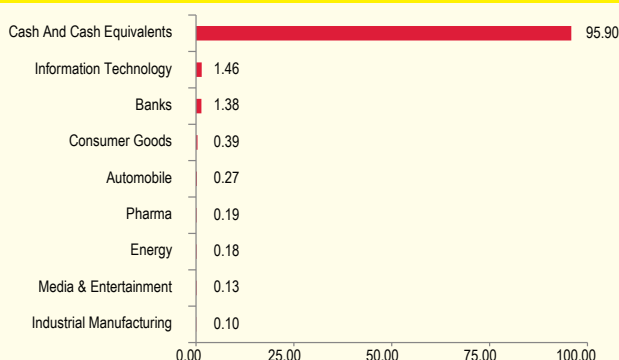
Regular Plan²: 3.1445%

Direct Plan: 0.6486%

Portfolio (● Top Ten Holdings) as on October 28, 2016

Issuer	Market Value (in Rs. Lakhs)	% to Net Asset	Issuer	Market Value (in Rs. Lakhs)	% to Net Asset
Auto	26.85	0.22	Information Technology	180.32	1.46
● Tata Motors Limited	26.85	0.22	● HCL Technologies Limited	142.33	1.15
Auto Ancillaries	5.66	0.05	Infosys Limited	19.95	0.16
WABCO India Limited	5.66	0.05	Info Edge (India) Limited	18.04	0.15
Banks	169.93	1.38	Equity Holdings Total	504.61	4.10
● ICICI Bank Limited	96.90	0.79	Cash & Cash Equivalents	11822.71	95.90
● Axis Bank Limited	73.04	0.59	● CBLO / Repo	11647.89	94.49
Consumer Durables	2.90	0.02	● Net Receivables/(Payables)	174.82	1.41
Greenply Industries Limited	2.90	0.02	Grand Total	12327.32	100.00
Consumer Non Durables	46.53	0.37			
● CCL Products (India) Limited	25.00	0.20			
● Britannia Industries Limited	21.53	0.17			
Energy	21.67	0.18			
● GAIL (India) Limited	21.67	0.18			
Industrial Manufacturing	12.51	0.10			
Greaves Cotton Limited	12.51	0.10			
Media & Entertainment	15.61	0.13			
Zee Entertainment Enterprises Limited	15.61	0.13			
Pharma	22.63	0.19			
● Sanofi India Limited	21.82	0.18			
Aurobindo Pharma Limited	0.81	0.01			

Sector Allocation (%) as on October 28, 2016



¹ Includes service tax on management fee accrued

² In addition to the rates mentioned a proportionate charge in respect sales beyond T-15 cities subject to maximum of 30 bps on daily net assets has been charged in this scheme.

How to read Factsheet

Fund Manager: An employee of the asset management company such as a mutual fund of the insurer, who manages investments of the scheme. He is usually part of larger team of fund managers and research analysts.

Application Amount for fresh Subscription: This is the minimum investment amount for a new investor in mutual fund scheme.

Minimum Additional Amount: This is the minimum investment amount for an existing investor in a mutual fund scheme.

Yield to Maturity: The Yield to Maturity or the YTM is the rate of return anticipated on a bond if held unit maturity. YTM is expressed as an annual rate. The YTM factors in the bond's current market price, par value, coupon interest rate and time to maturity.

SIP: SIP or systematic investment plan works on the principle of making periodic investment of a fixed sum. It works similar to a recurring bank deposit. For instance, an investor may opt for an SIP that invests Rs. 500 every 15th of the month in an equity fund for a period of three years.

NAV: The NAV or the net asset value is the total asset value per unit of the mutual fund after deducting all related and permissible expenses. The NAV is calculated at the end of every business day. It is the value at which the investor enters or exits the mutual fund.

Benchmark: A group of securities, usually a market index, whose performance is used as a standard or benchmark to measure investment performance of mutual funds, among other investments. Some typical benchmarks include the Nifty, Sensex, BSE 200, BSE 500, 10- year GSec.

Entry Load: A mutual fund may have a sales charge or load at the time of entry and / or exit to compensate the distributor / agent.

Entry load is charged at the time an investor purchases the units of a mutual fund. The entry load is added to the prevailing NAV at the time of investment. For instance, if the NAV is Rs. 100 and the entry load is 1%, the investor will enter the fund at Rs. 101.

Note: SEBI, vide circular dated June 30, 2009 has abolished entry load and mandated that the upfront commission to distributors will be paid by the investor directly to the distributor, based on his assessment of various factors including the service rendered by the distributor.

Exit load: Exit load is charged at the time an investor redeems the units of a mutual fund. The exit load is deducted from the prevailing NAV at the time of redemption. For instance, if the NAV is Rs. 100 and the exit load is 1%, the redemption price would be Rs. 99 per unit.

Modified Duration: Modified duration is the price sensitivity and the percentage change in price for unit change in yield.

Standard Deviation: Standard Deviation is a statistical measure of the range of an investment's performance. When a mutual fund has a high standard deviation, it means its range of performance is wide, implying greater volatility.

Sharpe Ratio: The Sharpe Ratio, named after its founder, the Nobel Laureate William Sharpe, is a measure of risk-adjusted returns. It is calculated using standard deviation and excess return to determine reward per unit of risk.

Beta: Beta is a measure of an investment's volatility vis-à-vis the market. Beta of less than 1 means that the security will be less volatile than the market. A beta of greater than 1 implies that the security's price will be more volatile than the market.

AUM: AUM or asset under management refers to the recent / updated cumulative market value of investments managed by a mutual fund or any investment firm.

Holdings: The holdings or the portfolio is a mutual fund's latest or updated reported statement of investments/ Securities. These are usually displayed in terms of percentage to net assets or the rupee value or both. The objective is to give investors an idea of where their money is being invested by the fund manager.

Nature of Scheme: The investment objective and underlying investments determine the nature of the mutual fund scheme. For instance, a mutual fund that aims at generating capital appreciation by investing in stock markets is an equity fund or growth fund. Likewise, a mutual fund that aims at capital preservation by investing in debt markets is a debt fund or income fund. Each of these categories may have sub-categories.

Rating Profile: Mutual funds invest in securities after evaluating their creditworthiness as disclosed by the ratings. A depiction of the mutual fund in various investments based on their ratings becomes the rating profile of the fund. Typically, this is a feature of debt funds.

Total Expense Ratio: Weighted Average i.e. Total Expense of the month / average asset / number of days in month days in a year.

Mahindra Asset Management Company Private Limited

Registered Office:

"A" Wing, 4th Floor, Mahindra Towers,
Dr. G.M. Bhosale Marg, P.K. Kurne Chowk,
Worli, Mumbai 400018 India
CIN: U65900MH2013PTC244758

Corporate Office:

Sadhana House, 1st Floor, 570, P.B. Marg,
Worli, Mumbai - 400018, India
Email: mfinvestors@mahindra.com
Tel: + 91 22 66526000 | Fax: +91 22 24984170
Website: www.mahindramutualfund.com
Toll free: 1800 419 6244