

Fund Report Card
AIG World Gold(G)
Fund Objective/Mission

To provide long term capital appreciation by investing predominantly in units of AIG PB Equity Fund Gold. The Scheme may, at the discretion of the Investment Manager, also invest in the units of other similar overseas mutual fund schemes. The Scheme may also invest a certain portion of its corpus in debt and money market securities and/or units of debt/liquid schemes of Mutual Funds, in order to meet liquidity requirements from time to time. However, there is no assurance that the investment objective of the Scheme will be realized.

Fund House Details

| | |
|------------------|---|
| AMC Name: | AIG Global Asset Management Company (India) Private Limited |
| Address: | FCH House, Ground Floor, Peninsula Corporate Park, Mumbai - 400 013 |
| Website: | www.aiginvestments.co.in |

Financial Details

| | |
|--------------------------------------|---------------------|
| AUM As On (30-Nov-2009) | 252.78 |
| NAV As On (24-Dec-2009) | 11.935 |
| Min Investment (in Rs.) | Lumpsum 5000 |
| | SIP |
| NAV (52WeekHigh){02-Dec-2009} | 13.35 |
| NAV (52WeekLow){14-Jan-2009} | 7.01 |

Top 10 Companies

| Name | (%) | |
|--|------|---|
| Falcon Gold Equity Fund Class "Asia A" | 98.8 | ↓ |
| AIG India Liquid-SInst(G) | 0.9 | ↓ |
| Net Current Asset | 0.3 | ↑ |

↑ ↓ ⇄ Indicates an increase or decrease or no change in holding since last portfolio. ⊕ Indicates new holding since last portfolio.

Investment Information

| | |
|--------------------------|-------------------|
| Scheme | Open ended scheme |
| Launch Date | 06/Jun/2008 |
| Fund Manager | Ruchir Parekh |
| Bench Mark | FTSE Gold Mines |
| Max.Entry Load(%) | NA |
| Max.Exit Load(%) | 1.00 |

Fund Structure

| | |
|---|----------|
| Total Stocks: | 3 |
| Total Sectors: | 2 |
| P/E Ratio: | 15.84 |
| P/B Ratio: | 3.22 |
| Avg. Market Cap (Rs.On(30/Nov/2009)) | 15456.17 |

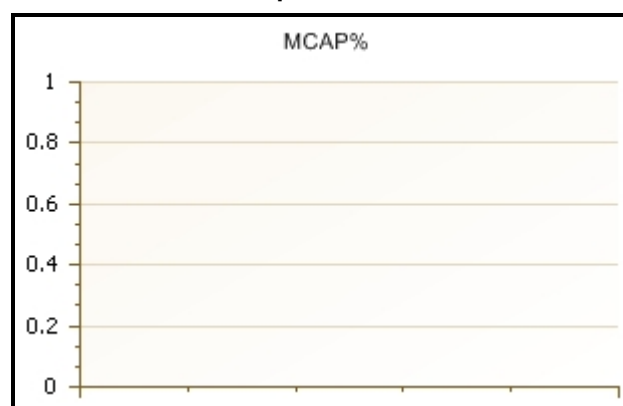
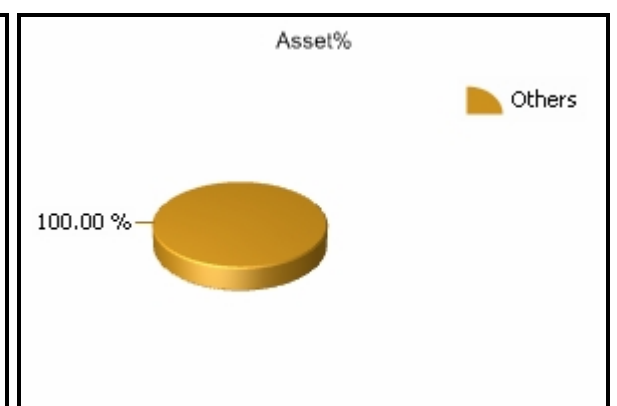
5 Years History

| Financial Year | 2008-2009 | 2005-2006 | 2006-2007 | 2007-2008 | 2008-2009 |
|---|-----------|-----------|-----------|-----------|-----------|
| NAV in Rs.(as on 31st March) | 9.11 | | | | |
| Net Assets(Rs Crores.) (as on 31st March) | 297 | | | | |
| Returns(%) | -8.89 | | | | |
| CNX NIFTY Returns(%) | -36.26 | 30.30 | 10.03 | 64.56 | 11.87 |
| Category Rank | 25/(52) | | | | |

* Latest As on 31/Mar/09

Quarterly Performance Last % 5Years

| Financial Year | Q1 | Q2 | Q3 | Q4 |
|------------------|------|--------|-------|-------|
| 2009-2010 | 0.19 | 22.40 | | |
| 2008-2009 | | -23.53 | -2.01 | 16.85 |

Market Capitalisation

Asset Details


*LargeCap- >Rs. 5,000 crores; MidCap- between Rs.750 crores to Rs.5,000 crores; SmallCap- <Rs.750 crores.

Top 10 SectorWise Holding

| Industry Name | (%) | |
|---------------|-------|---|
| Other | 101.0 | ↓ |
| Other | -1.0 | ↓ |

Scheme Performance As On (24/Dec/09)

| Period | Returns | B'mark | Rank |
|-----------------|---------|--------|---------|
| 3 Months | 10.60 | NA | 2/(62) |
| 6 Months | 28.11 | NA | 3/(59) |
| 1 Year | 62.60 | NA | 11/(55) |
| 3 Years | NA | NA | NA |
| 5 Years | NA | NA | NA |
| Since Inception | 12.08 | NA | NA |

Volatility Measures

| | | |
|------|---------------|------|
| Fama | -0.09 Std Dev | 2.94 |
| Beta | 0.21 Sharpe | 0.09 |

↑ ↓ ⇄ Indicates an increase or decrease in holding since last portfolio

SIP Details - Invested Rs 5000 Every Month

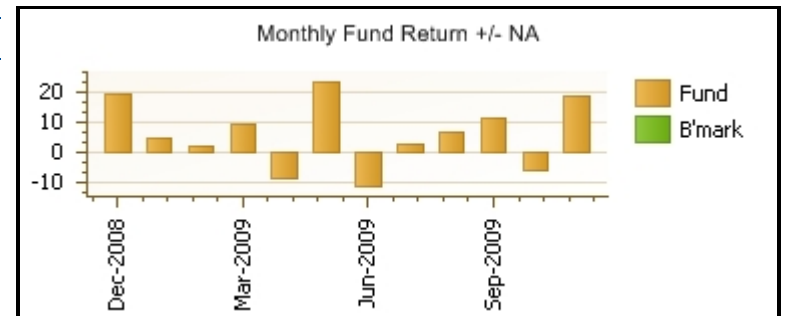
| Period | Total Investment (Rs.) | Scheme(Rs) | Benchmark |
|---------|------------------------|-------------|-----------|
| 1Year | 60,000 | 80,326 | NA |
| 3Years | NA | NA | NA |
| 5Years | NA | NA | NA |
| 10Years | NA | NA | NA |

Whats In Whats Out(From Pervious Month)

| | Company | Sector |
|----------------|---------|--------|
| In | 0 | 0 |
| Out | 0 | 0 |
| No Change %age | 0 | 0 |

Best/Worst Return

| | Best Return | | Worst Return | |
|---------|-------------|-------------------|--------------|-------------------|
| | Period | Fund(%) B'mark(%) | Period | Fund(%) B'mark(%) |
| Month | | | | |
| Quarter | | | | |
| Year | | | | |

Fund Performance Vis-a-vis Benchmark


DISCLAIMER: